

# DENSOBAND

## INSTRUCTIONS FOR USE

Publication Number  
361-2-99

**Note:** Densoband should only be applied in conjunction with hot laid asphalt.

### Joint Surface

The joint surface should be sawn for preference to present an even vertical face throughout its length.

**Cleaning (see Fig 1.)** Do not apply Densoband to wet or oil contaminated surfaces.

- Asphalt, concrete, kerbstone surfaces:  
Clean with a stiff broom or wire brush to remove all dust, dirt, debris.
- Metal surfaces such as road castings:  
Wire brush to remove all loose rust, dirt, etc.

### Priming (see Fig 2.)

Apply Densoband Primer to the vertical joint face and allow to dry.

### Applying Densoband (see Figs 3 & 4)

- Cut Densoband to length.
- Remove interleaving paper
- Heat one surface of the Densoband with a gas torch.
- Apply the molten surface to the primed face using the applicator spatula or similar tool to assist adhesion.  
**Densoband should stand 5mm proud of the existing road surface. Trim flush to metal.**
- Mitre Densoband into corners of right angle joints.

### Compaction

After laying and levelling the new wearing course asphalt, the first pass of the roller should be along the joint edges, compacting the Densoband to form a 'rivet head'.

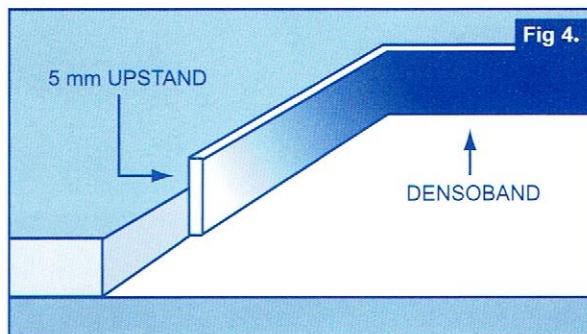
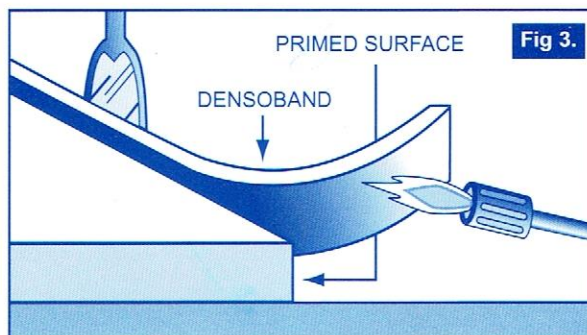
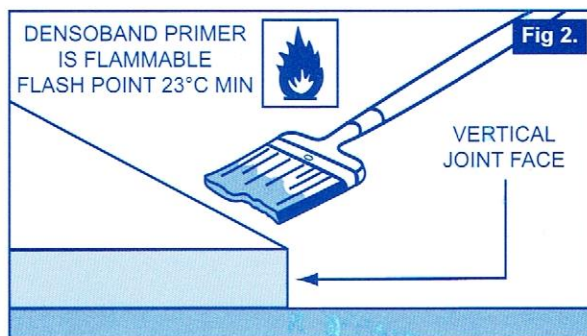
### Health and Safety Advice

Densoband contains petroleum products which may affect the skin. Users are advised to:

- Ensure adequate ventilation during application.
- Wear gloves and protective clothing to protect against burns.
- Apply suitable barrier cream before working. In cases of contact with hot compound immerse in cold water.
- Wash thoroughly after use or before work breaks to remove compound from the skin.
- Avoid use of diesel or other solvents for cleaning the skin.
- Change clothing when soiled.

Densoband Primer contains petroleum products which may affect the skin. Users are advised to:

- Avoid using in confined areas without air circulation.
- No smoking.
- Use gloves. Avoid prolonged contact with the skin.
- Wash hands after use.
- Change soiled clothing.



Certificate No. FM 01548  
BS EN ISO 9001:2008